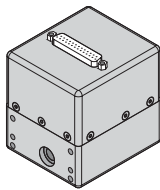
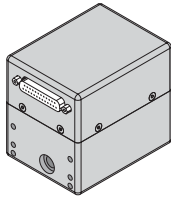


SCANcube

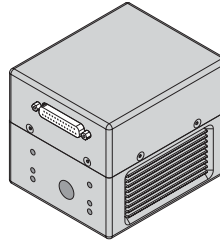
Standard Connector Positions and Pin-Outs



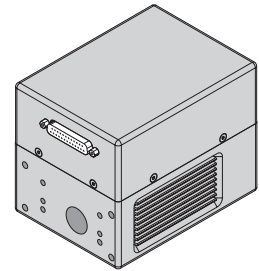
SCANcube 7



SCANcube 8.5



SCANcube 10



SCANcube 14

SL2-100 interface

SL2-100 / POWER IN

(25-pin female D-SUB connector)

-15 V (25)	(13) -15 V
GND (24)	(12) -15 V
GND (23)	(11) GND
+15 V (22)	(10) +15 V
+3.3 V (DO NOT CONNECT)*(21)	(9) +15 V
DO NOT CONNECT (20)	(8) DO NOT CONNECT
DATA OUT+ (19)	(7) DO NOT CONNECT
DO NOT CONNECT (18)	(6) DATA OUT-
DO NOT CONNECT (17)	(5) DO NOT CONNECT
DATA IN+ (16)	(4) DO NOT CONNECT
DO NOT CONNECT (15)	(3) DATA IN-
DO NOT CONNECT (14)	(2) DO NOT CONNECT
	(1) NOT CONNECTED

* The 3.3 V voltage is supplied for SCANLAB's POF converter for optical data transmission (POF = Polymer Optical Fiber). This voltage should not be used for other purposes.

XY2-100 interface

DIGITAL POWER IN

(25-pin female D-SUB connector)

-15 V (25)	(13) -15 V
GND (24)	(12) -15 V
GND (23)	(11) GND
+15 V (22)	(10) +15 V
DO NOT CONNECT (21)	(9) +15 V
DO NOT CONNECT (20)	(8) DO NOT CONNECT
STATUS+ (19)	(7) DO NOT CONNECT
DO NOT CONNECT (18)	(6) STATUS-
CHAN2+ (17)	(5) DO NOT CONNECT
CHAN1+ (16)	(4) CHAN2-
SYNC+ (15)	(3) CHAN1-
CLOCK+ (14)	(2) SYNC-
	(1) CLOCK-

Analog interface

ANALOG POWER IN

(25-pin female D-SUB connector)

-15 V (25)	(13) -15 V
GND (24)	(12) -15 V
GND (23)	(11) GND
+15 V (22)	(10) +15 V
DO NOT CONNECT (21)	(9) +15 V
DO NOT CONNECT (20)	(8) DO NOT CONNECT
DO NOT CONNECT (19)	(7) PWRFAIL 1
DO NOT CONNECT (18)	(6) PWRFAIL 2
SIG+IN 1 (17)	(5) DO NOT CONNECT
SIG+IN 2 (16)	(4) SIG-IN 1
DO NOT CONNECT (15)	(3) SIG-IN 2
DO NOT CONNECT (14)	(2) DO NOT CONNECT
	(1) DO NOT CONNECT